

Botanicals with Coloured Pencils

Jill Winch

3rd - 4th Sep 2026

Thursday to Friday

Jill will introduce the use of coloured pencils to depict Botanical subjects. Initially Jill will explore ways of creating an accurate drawing to work with and the importance of this in Botanical illustration. Different techniques will be explored, creating textures, shine, depth of colour, creating hairs onto stem.....Discussion will be encouraged for any difficulties while working and Jill will demonstrate over the two days how to achieve success.

Description

During this two day course, Jill will help with drawing and composition before embarking on the use of coloured pencils.

Jill will show you how to select from the huge range of coloured pencils, the possibility of mixing colours, blending with the use of the pencils themselves, clear pencil blenders and also oil blenders ...

There are lots of other effects that can be created with coloured pencils and these will be explored over the courses 2 days.- hairy stems, bloom as on figs and fruits and creating shine as on camelia leaves. Also the use of the graphite pencil to enhance the coloured pencils - lots to learn in the lovely Cookham

Please bring with you

Coloured Pencils-e.g Faber Castell, Derwent, Polycromos, Prismacolor, Derwent do a fantastic range of coloured pencils, Caran D'arche Watercolour pencils (we will use these dry)

Copic oil blender

Clear pencil blender

Eraser, normal and/or battery operated (Battery operated- Derwent currently do an excellent one that can be charged by a usb).

Hot pressed paper 340 grms

Tracing paper - 90 grms preferred - Same size as your paper E.g A3 hot pressed , A3 tracing paper.

Magnifying lens

Paper for covering work or acetate

Available to purchase from the tutor

Hot pressed paper - £2.50 a sheet

Tracing paper - 50p

Possible Derwent products

Level

Suitable for all levels

About Jill Winch

Jill is an award winning published botanical artist. She is a member of the Society of Botanical Artists and regularly exhibits at their annual exhibition in London. She tutors from her studio at home and demonstrates her

Course Location:

CIM Business Centre Cookham


Moor Hall
Cookham
Maidenhead
Berkshire SL6 9QH


Thursday	
9.15am	Students arrive (coffee available)
9.30am	Teaching session
12.45-1.45	Lunch for all
1.45-5pm	Teaching session
6.45 for 7pm	Dinner for residents
Friday	
7-9.00am	Breakfast for residents
9.30am	Teaching session
12.45-1.45	Lunch for all
1.45-5pm	Last teaching session


work for art groups around the country. She has held art holidays in Tuscany, Ireland and locations in England. More recently, Jill has had two books published: Painting Flowers and Drawing Flowers. Both are a step-by-step guide to achieving success in either pencil and pen and ink work and also watercolour and coloured pencils.

Jill shares her discipline with lots of demonstrations, as a group and also with individuals. This enables students to not feel out of their depth and she is happy to tutor all, from the beginner through to the more experienced. Jill has always had a love of drawing and when she was approached and asked to write and illustrate a book on Drawing Flowers, she happily accepted. This book can be bought now combined with her second book Painting flowers in colour.

www.jillwinch.com

 07955 484605

 info@missendenschoolofcreativearts.co.uk

 www.missendenschoolofcreativearts.co.uk