

Chinese Brush Painting: Freehand Flowers

William Cai

7th - 8th Aug 2025

Thursday to Friday

Through face to face instruction and with demonstrations, this course will study the characteristics of Chinese painting around the subject of freehand flowers. Learning content will include: how to use the Chinese brush; how to draw beautiful brush strokes, and the requirements of drawing line. We will also look at how to use the brush with the special techniques required for painting Chinese colour.

Description

In Chinese brush painting, flowers represent themes and meanings. Plum blossom represents the strong, the tough, defying cold, nobility and fragrance, whereas peonies represent the stately, the gorgeous, grace, wealth and temperament. This course will guide you through the techniques needed to paint freehand flowers such as plum blossom and peonies with colour and in context.

Please bring with you

Large, medium and small Chinese brushes (at least one of each)

A Bottle of Chinese Ink

A box of Chinese colour (or, Gamboge, Indigo, Burnt Sienna, Vermillion Carmine, Rouge tint and White colours, each one PCS)

Some rice paper (Xuan paper)

Felt or old blanket (about 1m²)

2 or 3 white dishes to be used as palettes

Available to purchase from the tutor

The tutor will have some materials available for purchase if required:

Ink: a bottle for £4;

Chinese colour: each tube of 12ml for £1; a set of 12 colours for £8.00;

Chinese brushes different size from £2 - £10;

Rice paper (70cm x 135cm) for £1.50.

Level

Suitable for all levels

About William Cai

William (Wei Min) is a veteran Chinese painting and calligraphy teacher. He has taught Chinese calligraphy and painting in the UK for more than 30 years.

William has taught and worked at the British Museum, the Westminster Library, the National Gallery, the Princes Foundation Art School, and many other art associations including painting and engraving seals at the V&A.

He is very experienced at Chinese landscape paintings, flower and bird paintings, meticulous paintings, and freehand paintings, especially in traditional styles.

Course Location:


Missenden Abbey


Great Missenden
Buckinghamshire HP16 0BD


Thursday	
9.15am	Students arrive (coffee available)
9.30am	Teaching session
12.45-1.45	Lunch for all
1.45-5pm	Teaching session
6.45 for 7pm	Dinner for residents
Friday	
7-9.00am	Breakfast for residents
9.30am	Teaching session
12.45-1.45	Lunch for all
1.45-5pm	Last teaching session

He believes that doing Chinese painting and calligraphy can make people happy. In the process of painting, you can cultivate your body and mind.

www.oriental-gallery.co.uk

 07955 484605

 info@missendenschoolofcreativearts.co.uk

 www.missendenschoolofcreativearts.co.uk