

**Ply-Split Braiding - Get Started!**

**Helen Leaf - NEW TUTOR**

**11th - 12th Aug 2025**

**Monday to Tuesday**

This course is an introduction to ply-split braiding, giving a good grounding in the key structures and techniques that are used. We start simply and build gradually, making braids, mats and small projects - these will all embody certain skills and techniques, which you can refer back to in the future if you take things further.

**Description**

Ply-split braiding is a unique and innovative textile technique, a kind of off-loom weaving where high-twist cords go through the centre of, or are split by, other cords. It has origins in the deserts of Rajasthan, and has now become a contemporary craft, going beyond braids to flat and 3-dimensional objects, with exciting possibilities. This course covers what you need to know to get started. During this course, you will: learn the structures called POT and SCOT (plain oblique twining and single course oblique twining)

work with wool, cotton, linen and paper, to get a feel for these different materials

work with a gripfid (ply-splitting tool) and try ply-splitting using less specialised tools that you might have already make at least 4 different braids and a mat

learn about the origins and traditions of the technique

see examples of what's possible when ply-splitting becomes contemporary craft

have a look at what books and resources are available

know how to take things further after the course You will leave with a sense of appreciation for what has gone before, and with inspiration for your own place in how things move forward.

**Please bring with you**

Scissors, masking tape, reading glasses if you need them

All the other equipment you will need for the course is provided within the course fee.

**Available to purchase from the tutor**

Gripfids (ply-split braiding tools) - two gripfids are provided for use during the course, and may be purchased at £17 each.

Cords - additional cords for projects you may wish to make after the course can be purchased for £3.50 each.

Wooden tool to use with paper cord £12 each.

Kits - kits in a presentation box can be purchased for £30

**Level**

Suitable for all levels

**About Helen Leaf - NEW TUTOR**

Helen Leaf is an engaging tutor with a lifelong passion for making. She has experience in many fibre arts and draws from experience in weaving, basketmaking, cordage making and ancestral crafts; she loves the concept of twist and counter-twist, and the balance of all things. She now specialising in ply-split braiding and has taught and

**Course Location:**


**Missenden Abbey**


Great Missenden  
Buckinghamshire HP16 0BD


Monday	
9.15am	Students arrive (coffee available)
9.30am	Teaching session
12.45-1.45	Lunch for all
1.45-5pm	Teaching session
6.45 for 7pm	Dinner for residents
Tuesday	
7-9.00am	Breakfast for residents
9.30am-1pm	Teaching session
12.45-1.45	Lunch for all
1.45-5pm	Last teaching session

exhibited work in the UK and internationally. When not in the workshop she is in the forest with ancient trees.

Websites: [www.helenleafdesigns.com](http://www.helenleafdesigns.com), [www.plysplitbraiding.com](http://www.plysplitbraiding.com)

 07955 484605

 [info@missendenschoolofcreativearts.co.uk](mailto:info@missendenschoolofcreativearts.co.uk)

 [www.missendenschoolofcreativearts.co.uk](http://www.missendenschoolofcreativearts.co.uk)