

Raffia Hat Making

Claire Richards

12th - 13th Apr 2025
Saturday to Sunday

Make your own beautiful raffia hat during the two days. Relax with raffia, plaiting and learning the skills to make your own hat and many more for family and friends if you wish. Raffia is a lovely material to work with - natural, sustainable and very flexible, which also means forgiving(!) - these days are good for complete beginners. All materials are provided, please just bring a smile!

Description

The two days will include:

- Introduction to the material, what it is, where it is from
- Introduction to how the raffia can be dyed (regrettably we cannot dye the material for the two days), using natural dyes
- What raffia to use or discard from your work - raffia is a natural material and there is 'rubbish' which needs to be ignored
- How to plait - this is one of the longest activities on the course.
- Left-handed crafters are most welcome!
- Sewing your plait to a hat block in the correct size
- Finishing the hat into a style chosen from three options
- Finishing touches
- More raffia will be available for students who might like to make more hats.

Please bring with you

- A comfortable pair of scissors used for sewing or similar. Need to be sharp.
- A thimble if you are comfortable using.
- A couple of larger sewing needles - you are supplied with a sewing needle for the class, but you may have something at home which you prefer to use - needs to be a larger needle to get through the raffia.

Available to purchase from the tutor

- The materials provided by the tutor will be:
- All raffia needed to make your hat - no less than 350g raffia
- All raffia for sewing your hat together
- Use of a hat block in the correct size to create your hat (you can purchase these from your tutor if you wish)
- Sewing needle
- Instruction sheet/booklet, which includes instructions for more than one hat. Approximate cost of all materials to be £10.00. At the end of the workshop you may purchase more raffia, available in 500g bags from the tutor. These will be minimum £13 per bag (my supplies are subject to regular price increases due to import duties, my apologies for not being able to be exact at this time on the cost of the raffia).

Level

Suitable for all levels, beginners definitely very welcome

About Claire Richards


Course Location:


Missenden Abbey


Great Missenden
Buckinghamshire HP16 0BD

Saturday	
9.45am	Students arrive
10am-1pm	Teaching session
1-2pm	Lunch for all
2-5pm	Teaching session
6.45 for 7pm	Dinner for residents
Sunday	
8-10am	Breakfast for residents
9.30am-1pm	Teaching session
1-2pm	Lunch for all
2-5pm	Last teaching session

I began working with raffia and creating hats, bags and running classes in 1993. I then 'rested' my raffia business after my son was born in 2002 and then re-started again in 2019. Through the 90s I think I taught over 200 people to make a hat, including one gentleman and a blind lady - both of whom made great hats. I am really enjoying creating new designs (particularly bags) and kits and again running workshops. I like to make the workshops as enjoyable and relaxing as possible. Previously I have been a College Lecturer and worked for the NHS....I prefer running raffia workshops.

 07955 484605

 info@missendenschoolofcreativearts.co.uk

 www.missendenschoolofcreativearts.co.uk