

Honiton Lace

Alison Thoburn - NEW TUTOR

7th - 9th Aug 2024

Wednesday to Friday

This course is suitable for all levels, from beginners to the experienced. The aim is to tailor the course to the individual. For those new to the discipline, instruction will be given using a project which covers the basic techniques. The more experienced Honiton lacemaker will have the opportunity to expand their knowledge and skills in technique, design, and interpretation.

Description

The course is aimed at working with each participant individually. For those new to Honiton lace, instruction will be given via a pattern, aimed at developing the knowledge and skills of the core techniques. For those with some experience this is the ideal opportunity to work on a specific aspect, for example a new project, a different technique or consolidating previous learning. Students will be encouraged to make each pattern their own, be this changing stitches to designing a new pattern. Honiton lace is a lace which gives the lacemaker freedom to inject some individuality.

Please bring with you

Honiton lace pillow (preferably straw filled)
 Honiton bobbins
 Fine pins (30 x 0.50mm)
 Egyptian cotton 120/2 - 180/2 (depending on experience/pattern)
 DMC 80 white
 Needle pin
 Small sharp scissors
 4 cover cloths (plain dark colour)
 Pricking card
 Pin cushion.
 Pencil and notebook including a couple of coloured pens or pencils.
 Lace pillow stand
 If help is needed sourcing equipment, please contact the Tutor.

Available to purchase from the tutor

A selection of thread, needle pins and bobbins will be available to purchase should you need. Other items by arrangement - please let us know in advance.

Level

Suitable for beginners and experienced lacemakers

About Alison Thoburn - NEW TUTOR

I started making Honiton lace in 1985 with Caroline Biggins. I had been wanting to learn lacemaking for a long time and a move to Devon was the ideal opportunity. I soon became hooked. Initially, I concentrated on Honiton,


Course Location:


Missenden Abbey


Great Missenden
 Buckinghamshire HP16 0BD

Wednesday	
9.15am	Students arrive (coffee available)
9.30am	Teaching session
12.45-1.45	Lunch for all
1.45-5pm	Teaching session
6.45 for 7pm	Dinner for residents
Thursday	
7-9.00am	Breakfast for residents
9.30am	Teaching session
12.45-1.45	Lunch for all
1.45-5pm	Teaching session
6.45 for 7pm	Dinner for residents
Friday	
7-9.00am	Breakfast for residents
9.30am	Teaching session
12.45-1.45	Lunch for all
1.45-5pm	Last teaching session

enjoying designing new patterns and adapting techniques. The opportunity to expand my knowledge and skills into English and Continental laces, has led to many new adventures. I started teaching lacemaking evening classes in 2012, at three venues in Devon. Since retiring from Midwifery, I have been able to teach residential courses for the Lace Guild and Dillington House, Somerset. I also regularly undertake workshops for the local lace groups. I have held several positions in lace organisations: Lace Guild Executive Committee 1990 - 1992, Tor Lace Group Secretary 2016 - ongoing, Devon Lace Teachers - member 2012 - 2023, Secretary and webmaster 2019 - 2023. I am passionate about all aspects of lacemaking, particularly helping others on their own lace journey.

 07955 484605

 info@missendenschoolofcreativearts.co.uk

 www.missendenschoolofcreativearts.co.uk