

Mark Making for Surface Decoration

Janet Edmonds

8th - 9th Aug 2024

Thursday to Friday

During this workshop you will create your own zigzag sketchbook. We will then add some free mark making to the sketchbook and select areas from the marks to interpret into stitch.

Description

Using a range of different tools, we will make spontaneous marks, exploring line, shape and colour. Working with inks, crayons, pens and pencils, the surface will gradually develop into a rich patina that will inspire small pieces of stitching. Techniques will include collage with painted papers and tissue paper and simple print, amongst others. Areas will be selected from the mark making to interpret into stitching with couching, applique, and a variety of surface stitches, to create richly patterned textiles.

Please bring with you

For sketchbook and mark making:

A1 piece of cartridge paper (to create zigzag book)

Paper scissors

Pritt stick and PVA

Black ink, dip pen, fine liner pen, thick felt pen, 4b pencil

Two colours of acrylic paint plus white

Brushes - small, medium, large(half inch)

Water pot

Palette

Small piece of sponge

Tissue paper, coloured or not

Masking tape.

For stitch:

Piece of calico or cotton sheeting, coloured or not

Piece of muslin or fine interfacing for backing

Selection of threads: black or very dark colour, white plus two other colours (to match those used for design)

Usual sewing kit

Available to purchase from the tutor

Students may personalise their zigzag book with their own theme.

Level

Suitable for all levels

About Janet Edmonds

Janet Edmonds is a freelance textile artist, author of several books and experienced tutor, exhibiting and delivering courses to adults nationally and internationally. She has taught City & Guilds courses for 25 years at various centres including Missenden Abbey and also runs advanced workshops. She was awarded the Medal for


Course Location:


Missenden Abbey


Great Missenden
Buckinghamshire HP16 0BD

Thursday	
9.15am	Students arrive (coffee available)
9.30am	Teaching session
12.45-1.45	Lunch for all
1.45-5pm	Teaching session
6.45 for 7pm	Dinner for residents
Friday	
7-9.00am	Breakfast for residents
9.30am	Teaching session
12.45-1.45	Lunch for all
1.45-5pm	Last teaching session

Excellence and the Broderers Prize in 2016. She is a member of the Chiltern Embroidery and Textile Group, Textile Study Group and Buckinghamshire Craft Guild. www.janetedmonds.co.uk

 07955 484605

 info@missendenschoolofcreativearts.co.uk

 www.missendenschoolofcreativearts.co.uk