

### Print, Collage, Stitch

Paula Watkins

14th - 16th Aug 2024  
Wednesday to Friday

Using hand carved Indian wood blocks with drawing and simple stitch we will be making decorative paper, fabric and embellishments to create collages. You can choose to display your collages as framed artwork or use them to add exciting pages in an artist book or sketchbook.

#### Description

Participants will learn a variety of methods of decorating, cutting and tearing paper and fabric to design and create unique collages. They can choose to use wood block printing, stencilling, and freehand techniques. The collages can be embellished with simple stitches, beading and sequins, vintage found objects. They can also be embellished simply with very effective drawing methods, which will be demonstrated. We will also be exploring making small handmade books using the printed papers and embellishments.

#### Please bring with you

Apron  
Thin gloves  
A4 and A3 black and white paper and card  
Fine liner permanent pens such as uni pin size 0.3 and 0.5; gold and white signo gel pens; coloured gel pens  
Sewing needles and threads  
Scissors for fabric and paper  
2x Pritt Stick glue  
Pack of baby wipes  
Kitchen roll  
Take away plastic bowl  
Pencil, ruler, notebook  
Sketchbook of your choice  
Some sheets of white printer paper  
1 metre of medium weight calico  
1 or 2 sheets of neutral coloured A4 acrylic felt  
Half metre of bondaweb  
Small beads and sequins.  
Fine nozzle Glue for embellishments if you don't wish to stitch.  
Paula will bring threads, sequins, and a variety of materials to share.

#### Available to purchase from the tutor

Handmade paper sketchbooks £15, Designer Indian sequins £5, signo and moonlight pens £2.50 each.  
Inspiration packs of Indian braid and vintage lace and fabric. Various prices from £5.

#### Level

Suitable for all levels

#### Course Location:

#### Missenden Abbey

Great Missenden  
Buckinghamshire HP16 0BD


Wednesday	
9.15am	Students arrive (coffee available)
9.30am	Teaching session
12.45-1.45	Lunch for all
1.45-5pm	Teaching session
6.45 for 7pm	Dinner for residents
Thursday	
7-9.00am	Breakfast for residents
9.30am	Teaching session
12.45-1.45	Lunch for all
1.45-5pm	Teaching session
6.45 for 7pm	Dinner for residents
Friday	
7-9.00am	Breakfast for residents
9.30am	Teaching session
12.45-1.45	Lunch for all
1.45-5pm	Last teaching session


## About Paula Watkins


Paula Watkins has been a textile and mixed media teacher, author, illustrator and exhibiting artist for 30 years. She enjoys using unusual, beautiful and vintage items with simple techniques to create artwork which combine texture, intricate details and surprising combinations of materials. She travels the UK, India and Europe to teach and to lead textile tours. Paula is a treasure hunter and she loves sharing her finds from around the world to help her learners to make stunning artwork.

Instagram: @frecklesandflowersgirl

[www.paulawatkins.co.uk](http://www.paulawatkins.co.uk)

 07955 484605

 [info@missendenschoolofcreativearts.co.uk](mailto:info@missendenschoolofcreativearts.co.uk)

 [www.missendenschoolofcreativearts.co.uk](http://www.missendenschoolofcreativearts.co.uk)