

Chinese Brush Painting - Over the Misty Mountains

Paul Maslowski

17th - 19th Aug 2022

Wednesday to Friday

Explore your first (or a deeper) taste of the art of the Chinese Brush with Paul who was traditionally trained. In this course we will explore and build on mountains and water. Working toward the principles of the Chinese Landscape will give us the opportunity to explore this classical subject along with other subjects that may be seen with them.

Description

This course will introduce the art of Chinese Brush Painting to those who have not explored this medium before as well as building more in-depth knowledge for those already studying and who wish to focus on Chinese Brush Painting in more detail.

Day 1 of this course will allow students to explore a basic Chinese Landscape. Working toward the principles of Chinese Landscape will give us the opportunity to explore the essence of nature while learning a host of brush techniques which can be applied to other subjects.

Days 2 and 3 will focus on applying techniques learnt on Day 1 to natural subjects around your Landscape which will include water, trees and other fauna and flora that may surround them.

The days begin traditionally with 20 minutes of optional qigong (gentle breathing exercises to settle the mind). Teaching is carried out with a step-by-step approach where the fundamentals of a subject are fully explained. This will include the Calligraphic basis for individual strokes. Students are encouraged to work from sketches of subjects and to use these observations in their own compositions.

Students will come to understand the essence of subjects in Chinese Brush Painting through tutor demonstrations, and by observation and practice, and leave understanding how to complete a Chinese Landscape Brush Painting.

Please bring with you

Essential: Sketch pad, notepad, Standard Chinese Brush Painting kit (Chinese brushes, ink stick & ink stone and/or bottled ink, un-sized or semi-sized papers). A felt is really helpful to lay your paper on, however, newspaper will do. Dark clothing is preferable (and certainly no silk clothes) as Chinese ink stains permanently. Desirable: Camera, Chinese colours, Tablet computer/Smartphone, pictures of your own work and/or work you would like to move toward.

Available to purchase from the tutor

Chinese paper, brushes, ink, colours and ink sticks

Level

Suitable for all levels.

About Paul Maslowski

Paul is a great enthusiast of Oriental Art and in particular that of the Chinese. He has studied Chinese Brush for

Course Location:


Missenden Abbey


Great Missenden
Buckinghamshire HP16 0BD


Wednesday	
9.15am	Students arrive (coffee available)
9.30am	Teaching session
12.45-1.45	Lunch for all
1.45-5pm	Teaching session
6.45 for 7pm	Dinner for residents
Thursday	
7-9.00am	Breakfast for residents
9.30am	Teaching session
12.45-1.45	Lunch for all
1.45-5pm	Teaching session
6.45 for 7pm	Dinner for residents
Friday	
7-9.00am	Breakfast for residents
9.30am	Teaching session
12.45-1.45	Lunch for all
1.45-5pm	Last teaching session

over 28 years in the UK, China and Taiwan covering most classical & modern subjects. He has taken part in International Exhibitions, with particular success in Taiwan and has taught all over England. He looks forward to the opportunity to share this fascinating art with you...

<https://doublehappinessmh.com/about/paul/>

 07955 484605

 info@missendenschoolofcreativearts.co.uk

 www.missendenschoolofcreativearts.co.uk