

Watercolour Painting - Poppy Seed Heads

Nicky Hunter

30th Oct 2020

Friday

Using watercolour we will explore texture, tone and experimenting with harmonious colour palates to capture the essence of poppy seedheads learning new watercolour techniques as we go. You will be encouraged to experiment with different layouts and scales. Perhaps try one painting in one tonal family of colours at actual size and another painting with more detail and texture supersized and quite abstract?

Through out the day there will be demos and lots of one-to-one guidance and encouragement to help you progress your painting to a finished pleasing piece of art and develop your watercolour skills on route.

Description

Through out the day there will be demos and lots of one-to-one guidance and encouragement to help you progress your painting to a finished pleasing piece of art and develop your watercolour skills on route. You can transfer the tips, tricks and knowledge Nicky offers about techniques and materials to other watercolour subject matter, not just poppy seed heads.

Please bring with you

Pencil and eraser

Watercolour paint (Any brand but try to avoid academy or student quality)

Palette

Watercolour Brushes (round medium and large sizes, natural mop style squirrels are great and preferable to synthetic but not essential as I have some to loan)

Waterpot x 2

Kitchen Roll

Watercolour Paper rough or not texture minimum 300gsm watercolour paper, minimum 12; imperial size preferably (certainly bigger than A3 or 14; imperial) as I'm aiming to help you work larger than usual. It will need to be stretched on a board. A couple of practice pieces also needed.

I will have some 425 gram watercolour paper available to purchase if you need additional.

Available to purchase from the tutor

Paper - 1/2 imperial sheets 425gsm paper can be purchased £2.50 per sheet

Practice/exercise paper - 3 sheets £1 - 250 gsm

Nicky will have spare brushes, waterpots, palettes, drawing boards, and pencils that students can use during the course that can be cleaned and sanitised without sharing and intermingling if required. Please let us know in advance if you think you may need these so that we can be prepared.

Level

Suitable for all levels

About Nicky Hunter


Nicky's passion and skill for painting and illustrating flowers began with a diploma in art and design and a degree


Course Location:**Missenden Abbey**


Great Missenden
Buckinghamshire HP16 0BD

Day Courses	
9.45am	Students arrive
10am-1pm	Teaching session
1-2pm	Lunch for all
2-5pm	Last teaching session

in textile design and blossomed over two decades designing embroidered and printed textiles working for well known British brands and selling internationally to global brands and fashion houses. Through further fine art training and her love of painting with the challenging yet magical medium of watercolour her artworks bloomed into bold yet beautiful florals alive with radiant colour and light. Though her first love is florals, many more subject matters are explored, she is inspired by nature and ignited by colour. Her career has developed into a full time professional artist and watercolour tutor teaching in Buckinghamshire at her studio in Westbury Arts Centre; also hosted nationally as a guest tutor at prestigious art schools and enjoys being hosted to demo watercolour at art societies nationally. She is passionate about supporting others on their creative journeys and improving their technical skill and artistic flair painting in watercolours too. A selection of majestic snowy mountain scenes were selected and exhibited in 2022 at The Gallery Holt (Norfolk) for the 'Harmonies' exhibition, showcasing artwork by some of the finest artists in the UK, many accredited RI, RSMA, RA . www.nickyhunterart.com

 07955 484605

 info@missendenschoolofcreativearts.co.uk

 www.missendenschoolofcreativearts.co.uk