

Taking Textiles Further - Design a personal textile that connects people, places and events
Janet Edmonds

28th - 29th Mar 2020

Saturday to Sunday

Connections are made in many different ways; physical, digital, writings, through historical, geographical and community sources. There is a rich seam of inspiration to be found wherever one looks. Connections may be made through practical means or may be unseen and merely sensed or felt. They may be personal, local, cultural, lasting or ephemeral. This subject provides a feast of exciting but challenging starting points for textile design.

Description

This course considers the design ideas found through investigating connections between people past and present. These may be family trees or historical registers such as lists of people travelling by boat or train, the written word through letters between family or others or any other written evidence. This is an opportunity to design a unique textile that illustrates personal connections with people, places, or an historical event. Using the texts we will design with print, transfer methods and Thermofax prints to engage with the connections they present, combining paper, cloth and writing. We will create surfaces that suggest the passing of time and evoke memories using maps and family tree forms and embedded text.

Please bring with you

A design source - choose an aspect of family history, an event that has been documented or perhaps a place that is important to you or others.

For design - a variety of papers, including tissue, layout paper, brown paper, thinnish cartridge.

Photocopies of any of the following that apply - letters, family trees, general written descriptions, maps, personal memorabilia.

A Thermofax screen would be useful too if you can get one but is not essential.

Colouring medium such as acrylics, water soluble crayons, fine liner, ink and dip pen, gesso, PVA glue, water pot, palette, variety of brushes.

Variety of fine fabrics - cotton, lawn, calico, muslin. These may be plain, patterned or recycled, a few threads for stitching from fine to thick, usual sewing kit.

Level

This course is suitable for intermediate and advanced textile students. If you are not sure if this is you, please ask!

About Janet Edmonds

Janet is a freelance textile artist, author of several books and experienced tutor, exhibiting and delivering courses to adults nationally and internationally. She has taught City & Guilds courses for 25 years at various centres, including Missenden Abbey, and also runs advanced workshops. She was awarded the Medal for Excellence and the Broderers Prize in 2016. She is a member of the Embroiderers' Guild and the Textile Study Group.


www.janetedmonds.co.uk


Course Location:


Missenden Abbey

Great Missenden
Buckinghamshire HP16 0BD

Saturday	
9.45am	Students arrive
10am-1pm	Teaching session
1pm	Lunch for all - residents may check in
2-5.30pm	Teaching session
6.45 for 7pm	Dinner for residents
Sunday	
From 7-9.15am	Breakfast for residents
9.30am-1pm	Teaching session
1pm	Lunch for all
2-5pm	Last teaching session

 07955 484605

 info@missendenschoolofcreativearts.co.uk

 www.missendenschoolofcreativearts.co.uk