

Woodcarving

Dick Onians

23rd - 24th Nov 2019

Saturday to Sunday

The course aims to introduce complete beginners to the basic skills of carving, chisel sharpening and wood behaviour. In further sessions you may follow a structured course of set projects or develop your own ideas. At every stage you will add to your skills and knowledge of all aspects of carving and develop design skills. Experienced carvers will be helped to develop their own projects and skills.

Description

Complete beginners will learn about the various carving chisels, health and safety aspects, how to select the right tool for the shape that is to be made, how to copy with cuts at different angles to the grain and do simple chip carving with gouges and straight chisels. In subsequent weekends, you may then progress through carving a natural leaf in high relief to Celtic knot work, copies of traditional foliage in various styles and timbers, sculpture in the round or high relief, including human, figure or animal figures or abstract work and lettering. At all stages of the course Dick shall offer guidance on design and advanced carving techniques.

Please note that this course is held in specialist workshops at the BNU (Bucks New University) campus in High Wycombe. Morning and afternoon refreshments are included in the course price but lunch is not. Students may be able to purchase lunch locally or can bring their own with them.

In order to assure a parking space please provide your car registration details in the additional requirements section of the booking form.

Residential option is not available for this weekend but there are many local options in and around High Wycombe from large chain hotels to smaller guest houses.

Please see the venue information for directions etc.

Please bring with you

Beginners:

- a piece of (preferably) lime wood approx. 2.5 x 25 x 10cms,
- basic drawing materials,
- a ruler,
- a pair of compasses,
- and any woodcarving tools you may already own.

Other learners should consult the tutor well before the course about the materials relevant to their stages.

Please wear stout shoes and old clothes.

Available to purchase from the tutor

Tools may be hired from the tutor for the weekend for £3.

Where there is difficulty in obtaining wood the tutor may be able to supply it at cost.

Course Location:

Buckinghamshire New University

Queen Alexandra Road
High Wycombe
Buckinghamshire HP11 2JZ


Saturday	
9.30am	Coffee on arrival
9.45am	Welcome and tutor introductions for all
10am-1pm	Teaching session
1pm	Lunch for all - residents may check in
2-5.30pm	Teaching session
6.45 for 7pm	Dinner for residents
Sunday	
From 7-9.15am	Breakfast for residents
9.30am-1pm	Teaching session
1pm	Lunch for all
2-5pm	Last teaching session


Level


Suitable for all levels

About Dick Onians

Dick Onians, FRBS, is an established sculptor and award winning teacher of carving. He has published two books about carving and has written extensively for Woodcarving magazine and other specialist press. He has been teaching carving and sculpture for 47 years, and for 35 years he has taught carving and design at Missenden Abbey weekend and summer schools. <http://www.dickonianssculptor.co.uk/home>

 07955 484605

 info@missendenschoolofcreativearts.co.uk

 www.missendenschoolofcreativearts.co.uk