

Fabric printing - Print, Paint and Pinny

Alison Hulme

14th - 15th Mar 2020
Saturday to Sunday

Students will experiment with Thermofax screens, Gellie Plates, stamps and stencils to create a range of samples, and from these they will design their own large piece of fabric. Alison will bring a pinny pattern in four different sizes so that students can make up their own unique fabric design into a pinny.

Description

The course will be an introduction to print making on fabric. Using a variety of different disciplines students will learn how to make different backgrounds, print in layers and create balanced designs. From the experimental stages students can then decide which technique they would like to pursue in more detail. At the end of the course there will be time for a question and answer session and notes can be taken.

Please bring with you

- *3 metres of good quality cotton or denim (1.5 metres is required for the pinny the rest is for experimentation)
- *Small amount of lining material to match
- *6 metres of 18mm bias binding to match your fabric
- *Thread to match * Can be provided as a kit - see below Other equipment needed
- Sewing machine
- Basic sewing kit
- Aprons
- Old clothes (you will be using paint!)

Available to purchase from the tutor

A selection of fabrics to experiment with plus fabric to make pinny
 1 ½ metres is required for the pinny. I will offer white or black cotton drill, two shades of blue denim
 Small amount of lining material to match
 6 metres of 18mm bias binding
 Thread to match
 The above kit will cover experimentation and the pinny for a cost of £20.
 (Paint and medium required for the course is included in the course fee.)

Level

Suitable for all levels

About Alison Hulme

Alison finished her Foundation Degree in stitched textiles in 2013. Since then she has been screen printing fabric and using this to create bags and pinnies to her own design, using a huge variety of colours and patterns. Alison enjoys sharing her enthusiasm through talks and workshops and teaches in the UK, Jersey and France. Alison will also be exhibiting at the Knitting & Stitching Shows in Alexandra Palace, Dublin and Harrogate later this year with 'Room 6' Group. And closer to home she loves exhibiting at Sir Harold Hillier Gardens where the Zero Nine


Course Location:


Missenden Abbey


Great Missenden
Buckinghamshire HP16 0BD

Saturday	
9.30am	Coffee on arrival
9.45am	Welcome and tutor introductions for all
10am-1pm	Teaching session
1pm	Lunch for all - residents may check in
2-5.30pm	Teaching session
6.45 for 7pm	Dinner for residents
Sunday	
From 7-9.15am	Breakfast for residents
9.30am-1pm	Teaching session
1pm	Lunch for all
2-5pm	Last teaching session

Group are always made to feel so welcome. alisonhulmetextiles.wordpress.com

 07955 484605

 info@missendschoolofcreativearts.co.uk

 www.missendschoolofcreativearts.co.uk